






## **MICROSCOPE GLASS SLIDES & COVER GLASS**

Microscope Glass Slide, made of clear high quality non-corrosive glass, interleaved, ground edges and pre-cleaned. All microscope slides are 25.4 x 76.2 mm. (1" x 3").




### **Model**

- MG-1** Microscope Slides, thickness: 1.0 - 1.2 mm. Box of 72 pcs.  
**MG-1A** - ditto - but 50 x 76 mm. (2" x 3"). Box of 72 pcs.  
**MG-1D** Microscope Slides, thickness: 1.0 - 1.2 mm. Box of 50 pcs.  
**MG-2** Microscope Slide. but thickness: 0.8-1.0 mm., size: 1" x 3". Box of 72 pcs.  
**MG-3** Microscope Slides, but frosted in one end on one side. Box of 72 pcs.  
**MG-4** Microscope Slide, with one cavity. Diam. 15 mm (5/8"), size: 25.4 x 76.2 mm. (1" x 3"). Box of 72 pcs.  
**MG-4A** - ditto - but with two cavity. Box of 72 pcs.  
**MG-4C** - ditto - but thickness 5 mm (1/4"), with diam. 16 mm (3/4"), single 3.25 mm (3/16"). Deep Well. Box of 50 pcs.  
**MG-4D** Microscope Slide. With one cavity diam. 15 mm (5/8")., size: 25.4 x 76.2 mm. (1" x 3"). Box of 50 pcs.  
**MG-5** Microscope Cover Glass. size: 18x18 mm (3/4" x 3/4"), thickness No. 1 Box of 100 pcs.  
**MG-6** - ditto - but size: 22 x 22 mm. (1" x 1"). Box of 100 pcs.  
**MG-7** - ditto - but size: 20 x 20 mm. (7/8" x 7/8"). Box of 100 pcs.

## **Filter Paper and Lens Tissue Paper**

The mostly widely used general purpose paper. Good quality for qualitative analysis. Medium rate. 100 circles per box.



### **Model**

- FP-6** Diam. 7 cm.  
**FP-1** Diam. 9 cm.  
**FP-2** Diam. 11 cm.  
**FP-3** Diam. 12.5 cm.  
**FP-4** Diam. 15 cm.  
**FP-5** Diam. 18 cm.

### **Model**

- LP-7** Lens tissue paper. 10 x 15 cm, pack of 100 sheets.  
**LP-10** Test Paper, litmus, blue, pack of 80 strips.  
**LP-11** - do -, Red.  
**LP-12** - do -, Potassium Iodine Starch.  
**LP-13** - do -, Phenolphthalein.  
**LP-14** - do -, Ph.